



COMPOSITE CO-EXTRUSION
SHEDS



FiberWood

ABOUT

We are a Canadian company committed to offer you the best composite sheds in the industry, all accompanied by an excellent satisfaction guarantee for your peace of mind.

With over 20 years of expertise at your service, our team will be able to guide and advise you in all your projects.

OUR MISSION

Allowing you to create exceptional outdoor spaces with our sheds that will withstand the weather for the very long term with very little maintenance.

OUR COMPOSITE SHED COLLECTION

Our composite sheds: much more than simple sheds!

FIBERWOOD offers a complete line of high-end composite coextrusion sheds. This very strong and durable composite is paired with our **PROSHIELD PREMIUM** protective coating which offers unprecedented protection and longevity to all our sheds. This protection covers all sides of the shed boards allowing ultimate protection against wear, stains, bumps, insects and scratches. Our **PROSHIELD PREMIUM** protection therefore allows a controlled natural discoloration of the boards in the first months of installation in their natural environment.

Therefore, our sheds are built with high quality materials that stand the test of time, which allows us to offer you a 20-year warranty on all of them.



FIBERWOOD SHEDS: THE ADVANTAGE OF OUR COMPOSITE

Being professionals in the field of composite, we have kept all the advantages in the manufacture of our boards to create great sheds:



Beauty of wood without its drawbacks. Very low maintenance.



No painting, staining or sanding required. Does not deform or swell.



Resists insect attacks.
Resists rot and mildew.



Anti-fade technology protection allows a controlled natural discoloration of the boards in the first months of installation in their natural environment.



Each board is 100% coated with Proshield Premium for ultimate protection.



Rot-proof boards, they are insensitive to humidity, rays and temperature changes.



It is impossible for moss and fungi to develop on this type of material.



An affordable price: FIBERWOOD stands out for its quality, but also for its very competitive prices. Taking into account the lifespan of the product and that it requires little maintenance, this is a very smart purchase for your projects.



Fiberwood offers a 20-year warranty on FIBER 3D boards.

In addition to our composite, all the materials used for the design of our sheds are of first quality and they all have the particularity of being able to last over time.



FIBERWOOD SHEDS – UNBEATABLE DESIGN

Leader in composite sheds, FIBERWOOD continues to innovate by offering you sheds that will meet and even exceed your expectations.

Available in various models, from simple storage to a secondary living space, our sheds will stand out first and foremost for their incomparable styles and designs, but also because our design teams have not overlooked anything in their designs.

SEE THE DIFFERENCE

One of the main advantages of FIBERWOOD composite sheds is their structure and solidity once they are assembled.

Designed to cope with our North American climatic conditions, our sheds will offer you peace of mind by their conception as well as the little maintenance they will require over time.



ROOF

- ✓ PVC + ASA panel - Heat resistant and perfectly waterproof and has a UV protection.
- ✓ Structure of the roof in high quality extruded aluminum.

CORNICE, GUTTER AND VENTILATION

- ✓ All our sheds are equipped with an extruded aluminum cornice directly on the roof structure to give a perfectly integrated fascia to your shed. Gutters and downspouts are included in all our models with the exception of the Mirage.
- ✓ All our sheds except Mirage are equipped with ventilation grilles to allow good air circulation inside the shed.

WALLS


- ✓ High quality aluminum structure.
- ✓ FIBERWOOD composite with PROSHIELD PREMIUM protection.
- ✓ Wall height from 78" to 120" depending on the model.
- ✓ High-caliber aluminum floor rail.
- ✓ U-shaped corner and H-structure crossbeam to reinforce walls and roof structure.

ALUMINUM DOORS

- ✓ High quality aluminum double doors and panels.
- ✓ All our doors are 79" high with threshold.
- ✓ All our doors are also equipped with anti-theft hinges with automatic closing for security and peace of mind.
- ✓ PVC weatherstripping.
- ✓ All handles have locks with keys.

WINDOWS

- ✓ High quality aluminum structure.
- ✓ Opening system on each window with lock for security.
- ✓ Tinted acrylic windows on our Mirage model and thermos glasses on all our other models.





MIRAGE

MIRAGE

When Modernism and Robustness Meet

With a Contemporary and Refined Style, the MIRAGE Shed is a Sure Hit.

Built to last, the Mirage has been designed very robustly. This shed features high quality FIBERWOOD and aluminum coextrusion composite, large double doors and abundant windows on 3 sides at the top of the shed.

Made to Last

Profiled beam in galvanized steel, roof in galvanized steel with powder coating, wall in coextrusion panel with our PROSHIELD PREMIUM protection, doors with aluminum frame with composite panel and PU steel and windows in PC sheets.

Composite boards with PROSHIELD PREMIUM protection:

- ✓ Resists rot and mildew;
- ✓ Resistant to insect, fungus, shock and stains;
- ✓ Rot-proof boards therefore insensitive to humidity, rays and temperature changes.

This is one of the sturdiest shed on the market, withstanding snow loads up to 200 kg/m² on the roof.

The Mirage is offered with a full 20-year warranty and will last over time.

3 sizes available: This model is available in three sizes: 7' x 7', 9' x 7' and 11' x 7'. An ideal outdoor storage solution for all your garden tools and equipment, garden furniture, barbecues, bicycles, pool pump & accessories and much more!

Security: In terms of security, the MIRAGE is equipped with self-closing door hinges and a door lock with key.



Easy to Install and Maintain

Our FIBERWOOD sheds are all designed in a modular way, so no adjustment or cutting will be required.

With only simple tools, 2 workers can complete the assembly in half a day.

The installation of the shed must be done on a solid leveled base. Concrete slab, asphalt driveway, paving stone or slabs, wood or composite terrace, several options are available to you.

Our sheds are all delivered on pallets.

Bilingual assembly instructions are simple and clear.

Very easy to maintain: no oil, paint or stain is required over time.

Full 20-year warranty on the entire structure of the shed.

MIRAGE

Available Sizes and Specifications



ITEM	K-MIRA-0707
	Width x Depth
Actual Dimensions	6.92' x 6.97'
Dimensions of base required	7.78' x 7.32'



ITEM	K-MIRA-0907
	Width x Depth
Actual Dimensions	9.20' x 6.97'
Dimensions of base required	9.89' x 7.33'



ITEM	K-MIRA-1107
	Width x Depth
Actual Dimensions	11.38' x 6.97'
Dimensions of base required	11.91' x 7.33'

BUNDLE INFORMATIONS

K-MIRA-0707	DIMENSIONS			WEIGHT/LBS	DESCRIPTION
	WIDTH	DEPTH	HEIGHT		
MIRA-0707-1-3	6.46'	2.33'	1.05'	418	WPC Boards
MIRA-0707-2-3	7.38'	2.30'	0.62'	108	Windows, doors and other accessories
MIRA-0707-3-3	7.38'	3.02'	0.13'	48	Roof

K-MIRA-0907	DIMENSIONS			WEIGHT/LBS	DESCRIPTION
	WIDTH	DEPTH	HEIGHT		
MIRA-0907-1-3	6.46'	2.33'	1.18'	493	WPC Boards
MIRA-0907-2-3	7.38'	2.59'	0.62'	114	Windows, doors and other accessories
MIRA-0907-3-3	7.38'	3.02'	0.13'	64	Roof



K-MIRA-1107	DIMENSIONS			WEIGHT/LBS	DESCRIPTION
	WIDTH	DEPTH	HEIGHT		
MIRA-1107-1-3	6.46'	2.33'	1.28'	572	WPC Boards
MIRA-1107-2-3	7.38'	2.59'	0.62'	121	Windows, doors and other accessories
MIRA-1107-3-3	7.38'	3.02'	0.13'	79	Roof


MIRAGE

Available Colors




SMOKEY GREY

-  Smokey Grey Boards
-  Black Aluminum





GREY ROCK

-  Grey Rock Boards
-  Black Aluminum





URBAN WOOD

-  Urban Wood Boards
-  Black Aluminum




BROWN CEDAR

-  Brown Cedar Boards
-  Black Aluminum



MIRAGE

Components



- 1 Beam: Aluminum profile
- 2 Roof: galvanized steel with powder coating
- 3 Wall: Co-extrusion panel
- 4 Door: Aluminum frame and panel
- 5 Window : Tinted acrylic glass

MISTRAL

MISTRAL

Contemporary Skillion Roof Shed – A Must

Modern and contemporary, this skillion roof shed will fit perfectly into your outdoor layout. With its composite co-extrusion and high quality aluminum, large double thermos smoked glass doors, integrated gutters and impeccable finish, this shed will stand out in your yard.

In addition to its impeccable aesthetics, this shed comes with a 20-year basic warranty, thus testifying to the solidity of its design and its high-quality materials.

Solid Structure and Materials that Stand the Test of Time

Built to last over time just like your home, our engineers have designed the Mistral to withstand our harsh North American climatic conditions.

Composite boards with PROSHIELD PREMIUM protection:

- ✓ Resists rot and mildew;
- ✓ Resistant to insects, fungi, shocks and stains;
- ✓ Rot-proof boards therefore insensitive to humidity, rays and temperature changes.

High quality aluminum procuring a solid metal that does not rust over time.

Premium modular design.

Security

As for the security component, we have equipped the MISTRAL with self-closing door hinges and door locks with key. Models with windows also have latches on each of them. The Mistral's thermos windows and doors are also made of tempered glass to avoid any possible injury if broken.



Easy to Install and Maintain

Our FIBERWOOD sheds are all designed in a modular way, so no adjustment or cutting will be required.

With only simple tools, 2 workers can complete the assembly in 1 day.

The installation of the shed must be done on a solid leveled base. Concrete slab, asphalt driveway, paving stone or slabs, wood or composite terrace, several options are available to you.

Our sheds are all delivered on pallets.

Bilingual assembly instructions are simple and clear.

Very easy to maintain: no oil, paint or stain is required over time.

20-year warranty on the entire structure of the shed.

MISTRAL

Available Sizes



MIST1010
10' X 10'




MIST1210
12' X 10'



MIST1212
12' X 12'



MIST2010
20' X 10'





MISTRAL

Available Colors

Note: White aluminum on request only



SMOKEY GREY

-  Smokey Grey Boards
-  Black Aluminum





GREY ROCK

-  Grey Rock Boards
-  Black Aluminum





URBAN WOOD

-  Urban Wood Boards
-  Black Aluminum



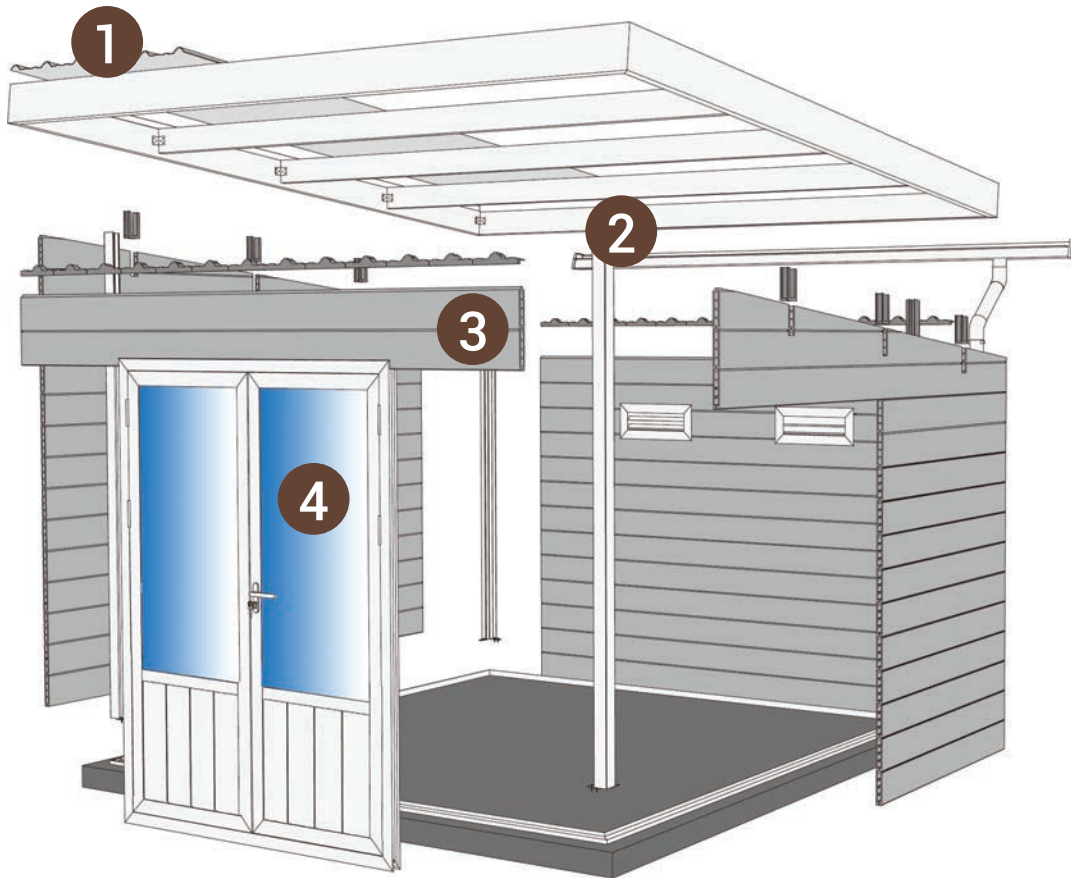
BROWN CEDAR

-  Brown Cedar Boards
-  Black Aluminum




MISTRAL

Components



- ① PVC + ASA
- ② Aluminum
- ③ FIBERWOOD Composite Boards
- ④ Thermos tempered glass



MISTRAL



Technical Features

SPECIFICATIONS

ITEM	MIST1010		MIST1210		MIST1212		MIST2010	
	WIDTH	DEPTH	WIDTH	DEPTH	WIDTH	DEPTH	WIDTH	DEPTH
Actual Dimensions	9.91'	9.42'	12.67'	9.58'	12.67'	12.67'	19.71'	9.42'
Dimensions of Base Required	11.91'	11.14'	14.67'	11.42'	14.67'	14.54'	21.41'	11.14'

BUNDLE INFORMATIONS

ITEM	DIMENSIONS			WEIGHT/LBS
	WIDTH	DEPTH	HEIGHT	
MIST1010	12.14'	3.64'	2.00'	1540
MIST1210	14.86'	3.64'	1.87'	1782
MIST1212	14.86'	3.64'	2.00'	2178
MIST2010	12.14'	3.64'	2.72'	2376



THE SCANDINAVIAN

THE SCANDINAVIAN

A Shed with a Gable Roof – A Classic

A redesigned classic, this 2-sided roof shed will bring beauty to any backyard while offering the most spacious and optimal storage space.

Like all our sheds, the SCANDINAVIAN is made of high quality FIBERWOOD coextrusion and aluminum composite. It has large smoked glass double doors and integrated gutters. Its aesthetics and finish have been meticulously thought out so that this shed is also offered with a basic 20-year warranty, thus testifying to the solidity of its design and its high-quality materials.

Solid Structure and Materials that Stand the Test of Time

Built to last over time just like your home, our engineers have designed the Scandinavian to withstand our harsh North American climatic conditions.

Composite boards with PROSHIELD PREMIUM protection:

- ✓ Resists rot and mildew;
- ✓ Resistant to insects, fungi, shocks and stains;
- ✓ Rot-proof boards therefore insensitive to humidity, rays and temperature changes.

High quality aluminum procuring a solid metal that does not rust over time.

Premium modular design.

Security

As for the security component, we have equipped the SCANDINAVIAN with self-closing door hinges and door locks with key. Models with windows also have latches on each of them. The Scandinavian's thermos windows are also made of tempered glass to avoid any possible injury if broken.



Easy to Install and Maintain

Our FIBERWOOD sheds are all designed in a modular way, so no adjustment or cutting will be required.

With only simple tools, 2 workers can complete the assembly in 1 day.

The installation of the shed must be done on a solid leveled base. Concrete slab, asphalt driveway, paving stone or slabs, wood or composite terrace, several options are available to you.

Our sheds are all delivered on pallets.

Bilingual assembly instructions are simple and clear.

Very easy to maintain: no oil, paint or stain is required over time.

Full 20-year warranty on the entire structure of the shed.

THE SCANDINAVIAN

Available Sizes



SCAN0707
7' X 7'



SCAN1010
10' X 10'



SCAN1210
12' X 10'



SCAN1612
16' X 12'



K-SCAN1810
18' X 10'





THE SCANDINAVIAN

Available Colors

Note: White aluminum on request only



SMOKEY GREY

-  Smokey Grey Boards
-  Black Aluminum





GREY ROCK

-  Grey Rock Boards
-  Black Aluminum



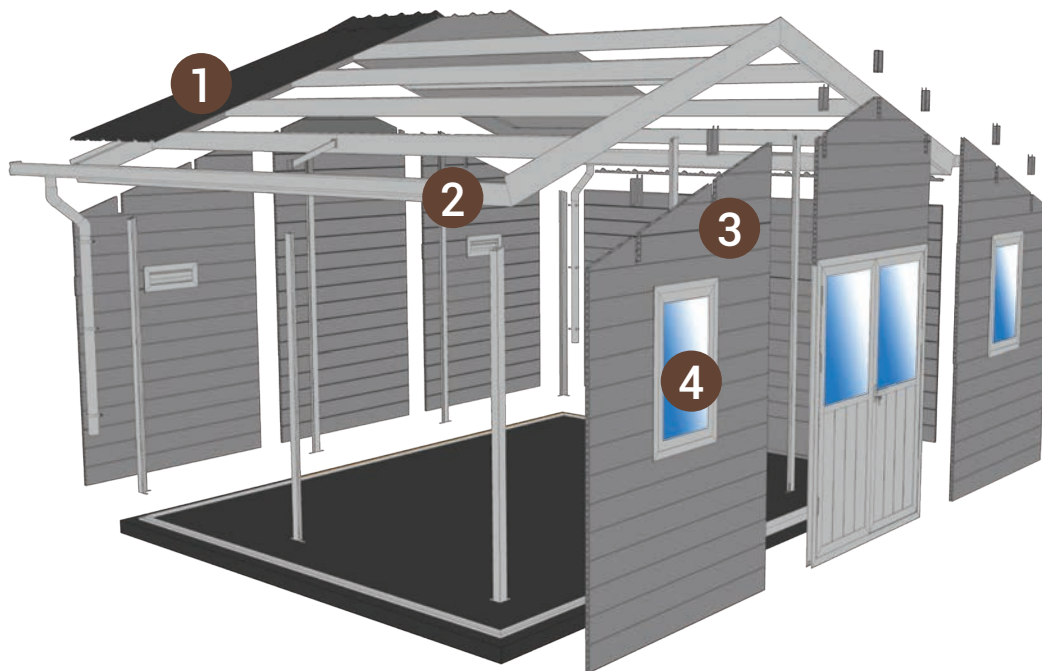
BROWN CEDAR

-  Brown Cedar Boards
-  Black Aluminum




THE SCANDINAVIAN

Components



- 1 PVC + ASA
- 2 Aluminum
- 3 FIBERWOOD Composite Boards
- 4 Thermos tempered glass



THE SCANDINAVIAN



Technical Features

SPECIFICATIONS

ITEM	SCAN0707		SCAN1010		SCAN1210		SCAN1612		K-SCAN1810	
	WIDTH	DEPTH	WIDTH	DEPTH	WIDTH	DEPTH	WIDTH	DEPTH	WIDTH	DEPTH
Actual Dimensions	7.68'	6.69'	9.16'	9.16'	12.60'	9.16'	16.34'	12.66'	16.86'	9.16'
Dimensions of Base Required	9.62'	7.71'	11.07'	11.91'	14.64'	11.91'	18.37'	14.70'	18.77'	11.10'

BUNDLE INFORMATIONS

ITEM	DIMENSIONS			WEIGHT/LBS
	WIDTH	DEPTH	HEIGHT	
SCAN0707	7.87'	3.64'	2.36'	1452
SCAN1010	12.14'	3.64'	2.00'	1782
SCAN1210	12.80'	3.64'	2.00'	2134
SCAN1612	16.50'	3.64'	2.59'	2772

K-SCAN1810	DIMENSIONS			WEIGHT/LBS	DESCRIPTION
	WIDTH	DEPTH	HEIGHT		
SCAN1810-1-2	9.32'	3.64'	2.03'	2618	WPC Boards
SCAN1810-2-2	18.83'	1.35'	0.85'	990	Windows, doors, roof and other accessories

MADE WITH OVER 95% RECYCLED WOOD AND PLASTIC PARTICLES







ECO-FRIENDLY PRODUCT



Our commitment to our clients and the planet

Our composite is a very high quality product, made with over 95% wood particles and recycled plastic. The manufacture of these boards combines the quality of wood with the durable resistance of plastic and gives rise to a recycled product of very high quality in harmony with our planet. **This type of device is therefore part of an ecological and environmentally friendly approach**, and makes it possible to manufacture new materials from substances formerly intended for disposal. Durable, these boards have an extremely long lifespan (and are also **guaranteed for 20 years**) and **can themselves be recycled indefinitely**.

Embellish your green spaces while protecting them.

-  Made with 95% recycled content
-  95% recyclable
-  Contains no harmful chemicals or VOCs
-  Does not contain virgin wood
-  Made with post-consumer recycled plastic and recycled eucalyptus
-  Wood fiber produced using a closed-loop manufacturing process that saves water and energy



825, Industriel Blvd., Bois-des-Filion, QC, J6Z 4T2
514-360-1866 / 888-360-1866
fiberwood.ca