


S H E D S

COMPOSITE CO-EXTRUSION



FiberWood

MIRAGE



MIRAGE: BUILT TO LAST, CONTEMPORARY AND REFINED STYLE – A SURE BET

- Built to last, the Mirage has been designed very robustly. This shed features FIBERWOOD composite co-extrusion boards, high quality aluminium, large double doors and abundant windows on 3 sides at the top of the shed.
- This shed can withstand snow loads of up to 20 lbs/ft² on its roof.
- The Mirage is offered with a 10-year warranty on the composite boards, aluminum, hardware, and accessories, and will last over time.
- In terms of security, the MIRAGE is equipped with a door lock with key.

MISTRAL



MISTRAL: CONTEMPORARY SKILLION ROOF SHED – A MUST

- Modern and contemporary, this skillion roof shed will fit perfectly into your outdoor layout. With its composite co-extrusion and high quality aluminum, large double thermos smoked glass doors, integrated gutters and impeccable finish, this shed will stand out in your yard. In addition to its impeccable aesthetics, this shed comes with a 10-year warranty on the composite boards, aluminum, hardware, and accessories, thus testifying to the solidity of its design and its high-quality materials. Moreover, this shed can withstand snow loads of up to 25lbs/ft² on its roof.
- Security: As for the security component, we have equipped the MISTRAL with self-closing door hinges and door locks with key. Models with windows also have latches on each of them. The Mistral's thermos windows and doors are also made of tempered glass to avoid any possible injury if broken.

SCANDINAVIAN



SCANDINAVIAN: A SHED WITH A GABLE ROOF – A CLASSIC

- A redesigned classic, this 2-sided roof shed will bring beauty to any backyard while offering the most spacious and optimal storage space. Like all our sheds, the SCANDINAVIAN is made of high quality FIBERWOOD composite co-extrusion and aluminum. It has large smoked glass double doors and integrated gutters. Its aesthetics and finish have been meticulously thought out so that this shed is also offered with a 10-year warranty on the composite boards, aluminum, hardware, and accessories, thus testifying to the solidity of its design and its high-quality materials. Moreover, this shed can withstand snow loads of up to 25lbs/ft² on its roof.
- Security: Regarding security, the SCANDINAVIAN comes with self-closing door hinges and key-operated door locks. Models with windows are also equipped with latches.

COLORS

MIRAGE

MISTRAL

SCANDINAVIAN

Brown Cedar



Walnut



Grey Rock



Nordic Grey



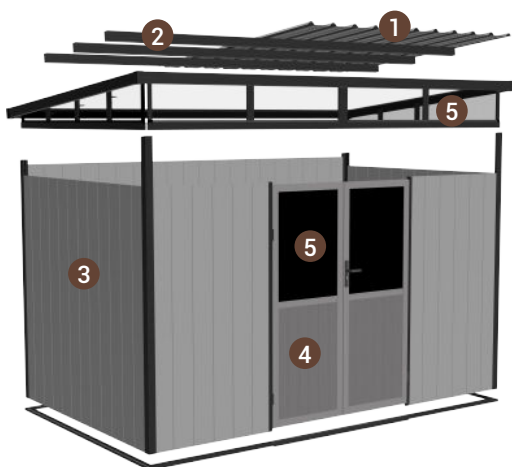
MIRAGE	7 x 7			9 x 7			11 x 7		
	WIDTH	DEPTH	HEIGHT	WIDTH	DEPTH	HEIGHT	WIDTH	DEPTH	HEIGHT
Actual Dimensions	83 1/16"	83 5/8"	87 1/2"	110 3/8"	83 5/8"	87 1/2"	136 9/16"	83 5/8"	87 1/2"
Dimensions of Base Required	93 3/8"	87 15/16"	X	118 11/16"	87 15/16"	X	142 15/16"	87 15/16"	X

MISTRAL	10 x 10			12 x 10			12 x 12			20 x 10		
	WIDTH	DEPTH	HEIGHT	WIDTH	DEPTH	HEIGHT	WIDTH	DEPTH	HEIGHT	WIDTH	DEPTH	HEIGHT
Actual Dimensions	118 15/16"	113 1/16"	93 3/8"	152 1/16"	114 15/16"	93 3/4"	152 1/16"	152 1/16"	99 3/4"	236 1/2"	113 1/16"	99 3/8"
Dimensions of Base Required	142 15/16"	133 11/16"	X	176 1/16"	137 1/16"	X	176 1/16"	174 1/2"	X	256 15/16"	133 11/16"	X

SCANDINAVIAN	7 x 7			10 x 10			12 x 10			16 x 12			18 x 10		
	WIDTH	DEPTH	HEIGHT	WIDTH	DEPTH	HEIGHT	WIDTH	DEPTH	HEIGHT	WIDTH	DEPTH	HEIGHT	WIDTH	DEPTH	HEIGHT
Actual Dimensions	92 3/16"	80 1/4"	103 3/16"	109 15/16"	109 15/16"	106 5/16"	151 3/16"	109 15/16"	113 3/4"	196 1/16"	151 15/16"	122 1/16"	202 5/16"	109 15/16"	113 3/4"
Dimensions of Base Required	115 7/16"	92 1/2"	X	132 13/16"	142 15/16"	X	175 11/16"	142 15/16"	X	220 7/16"	176 3/8"	X	225 1/4"	133 3/16"	X

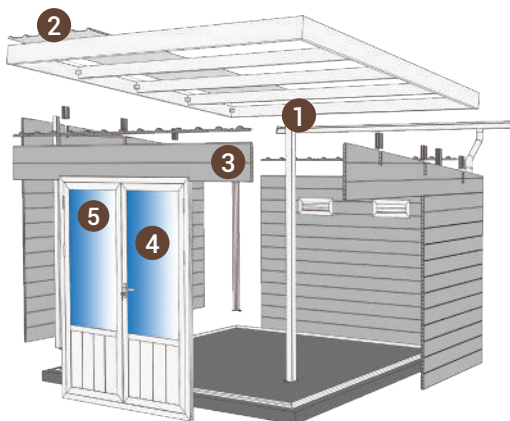
SHED COMPONENTS

MIRAGE



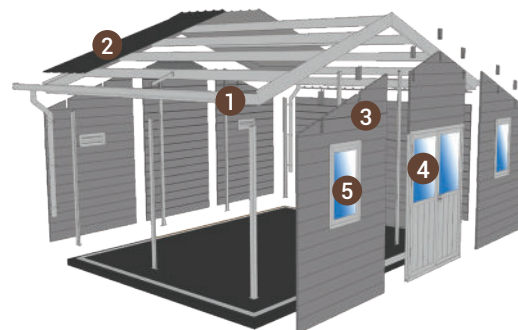
- 1 Beam: aluminum profile
- 2 Roof: galvanized steel or PVC
- 3 Wall: co-extrusion composite panel
- 4 Door: aluminum frame and panel
- 5 Windows: tinted acrylic glass

MISTRAL



- 1 Beam: aluminum
- 2 Roof: PVC
- 3 Wall: co-extrusion composite panel
- 4 Door: aluminum frame and panel
- 5 Windows: thermos tempered glass

SCANDINAVIAN



- 1 Beam: aluminum
- 2 Roof: PVC
- 3 Wall: co-extrusion composite panel
- 4 Door: aluminum frame and panel
- 5 Windows: thermos tempered glass



OPTIMAL PROTECTION PROSHIELD PREMIUM® WEATHERED COLOR

Our FIBERWOOD composite boards from FIBERWOOD feature excellent PROSHIELD PREMIUM® protection. This protective layer covers all four sides of the boards, providing ultimate protection against stains, impacts, insects, scratches, and UV rays that cause discoloration.

Our PROSHIELD PREMIUM® protection allows for controlled natural discoloration of the boards in the first few months of installation in their natural environment, and then maintains their beautiful natural color throughout their lifespan, with a 10-year warranty.



A 100% ECO-FRIENDLY PRODUCT

According to statistics, approximately 1 million plastic bottles are consumed every minute worldwide. Our FIBERWOOD composite boards offer a concrete solution to this critical problem.

Made from 90% recycled wood particles and plastic, our FIBERWOOD composite boards are environmentally friendly. Each board helps reduce plastic waste and preserve forest resources.

This eco-friendly product is 100% recyclable. The FIBERWOOD board can be transformed into new materials, avoiding its accumulation in landfills.

Choose FIBERWOOD for a more environmentally responsible lifestyle. Together, let's build a better future, one board at a time.



829, Industriel Blvd., Bois-des-Filion, QC, J6Z 4T3
 514-360-1866 / 888-360-1866
 fiberwood.ca